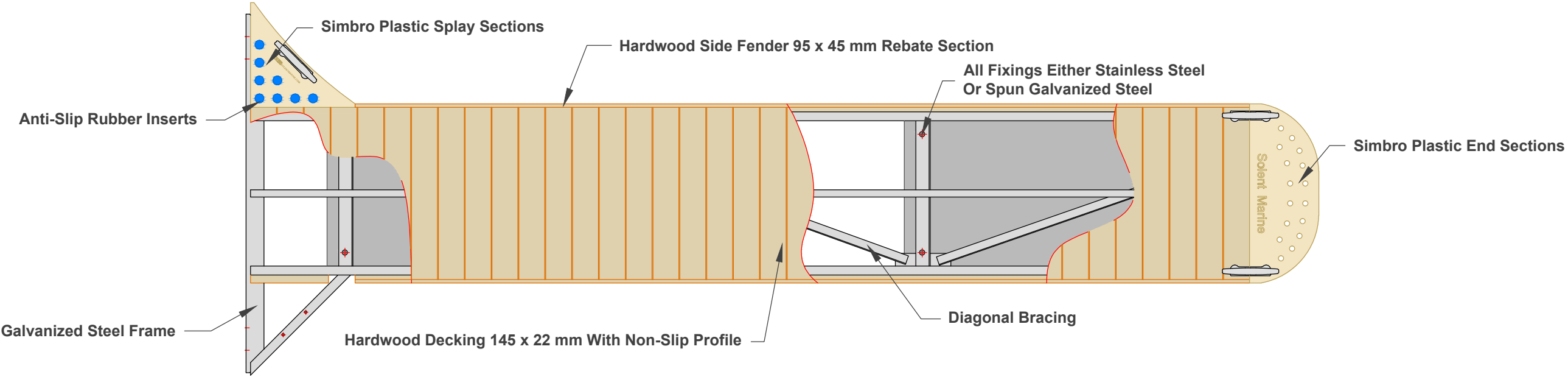
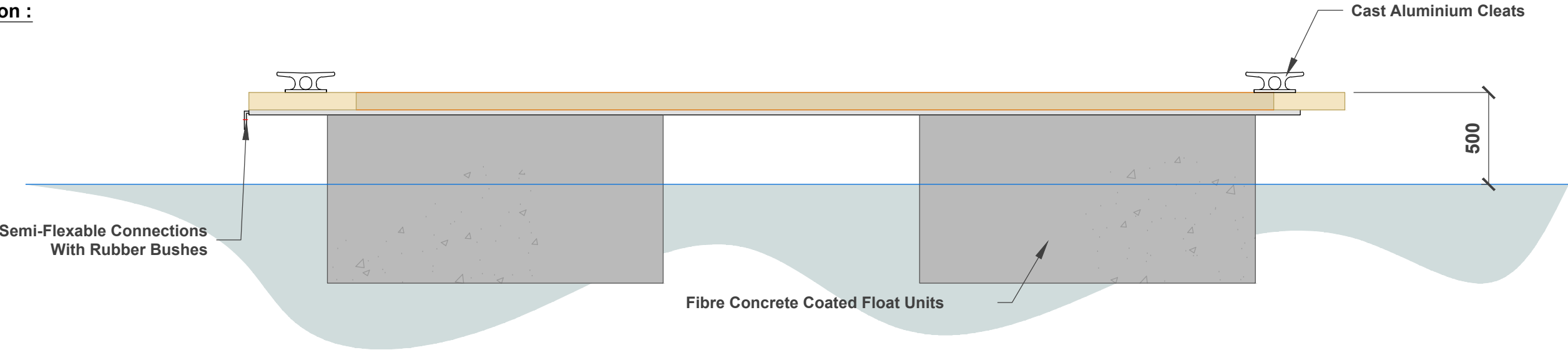


**Plan View :**



**Side Elevation :**



**The Simbro System**

The system is designed for maximum service life with minimum maintenance requirements. The frame is fabricated from S275 EN 10025 steel channel and angle with diagonal bracing for torsional stiffness. To ensure accuracy, the frame is welded together in a jig before the whole structure is hot dip galvanised to BS EN ISO 1461. Decking is of hardwood planking (145 x 22 mm) planed and grooved to give a non - slip finish. Fender/rebate sections are of profiled hardwood (95 x 45 mm). Deck fixing screws are of stainless steel, all other bolts are galvanised. The pontoons are connected by 4 neoprene rubber bushes at either end, through bolted to the frame. Backing plates are welded to the frame where local re-enforcement is required. Extruded aluminium bearers provide the support for the decking.

**Specification**

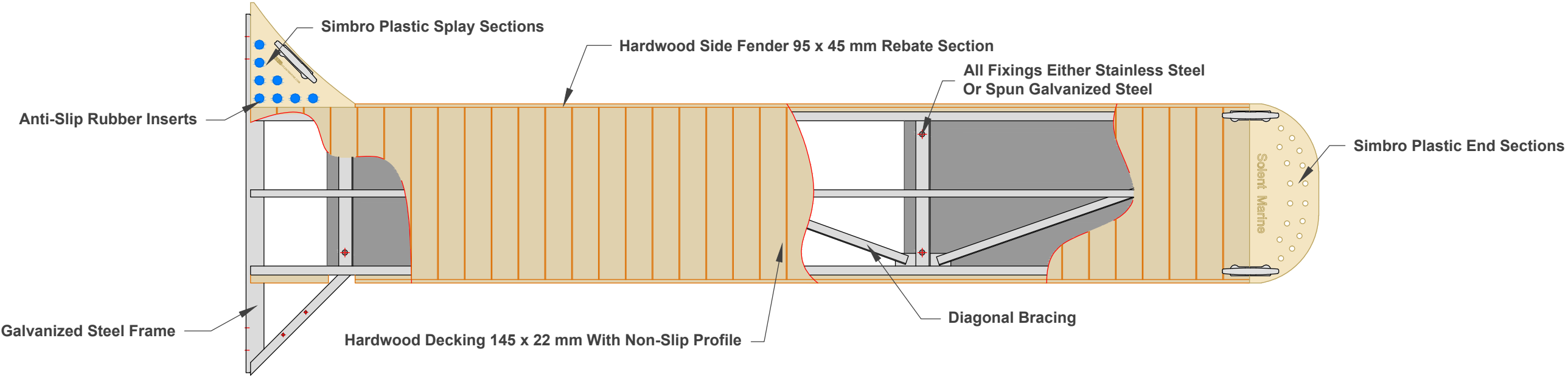
Item	Description
Deck Length	6,000 mm
Deck Width	1000 mm
Number Of Floats	2
Live Load	2.45 Kn/M <sup>2</sup>
Float Size	1,830 x 915 x 785 mm
Total Weight	1317 Kg
Free-Board	500 - 550 mm

**Materials List**

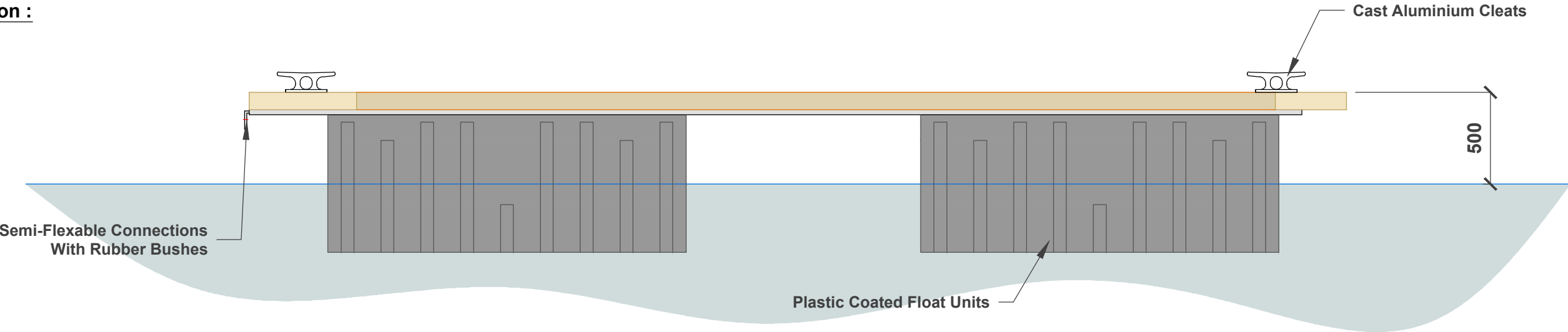
Item	Description
Frame	S275 EN 10025 Steel Galvanized To BS EN ISO 1461
Side Fender	95 x 45 mm Hardwood Typically Yellow Balau
Deck Board	145 x 22 mm Hardwood With Anti-Slip Finish
Floats	Fibre Concrete Coated Float Units
Cleats	Cast Aluminium Cleats
Fixings	Stainless Steel Screws, Other Fixings Galvanized Steel
Con. Bushes	Neoprene Bushes To Allow Semi-Flexible Connections

CLIENT  Typical Simbro Finger  6 x1 M	DRAWING. Finger	DRAWN BY OP	SCALE 1:25 @ A3	DATE 22/12/10	 <b>Solent Marine Ltd.</b>		REV	BY	DATE	DESCRIPTION
	DRAWING NO./REV SBR-6 x 1-PR01-000	APPROVED BY x.x.	TYPE Promotional							
Hanger 2A, Universal Marina, Crableck Lane, Southampton, SO31 4NN			Tel: 01489 577 177		Fax: 01489 557 574		Website: www.solentmarine.com		Copyright © Solent Marine Ltd.	

**Plan View :**



**Side Elevation :**



**The Simbro System**

The system is designed for maximum service life with minimum maintenance requirements. The frame is fabricated from S275 EN 10025 steel channel and angle with diagonal bracing for torsional stiffness. To ensure accuracy, the frame is welded together in a jig before the whole structure is hot dip galvanised to BS EN ISO 1461. Decking is of hardwood planking (145 x 22 mm) planed and grooved to give a non - slip finish. Fender/rebate sections are of profiled hardwood (95 x 45 mm). Deck fixing screws are of stainless steel, all other bolts are galvanised. The pontoons are connected by 4 neoprene rubber bushes at either end, through bolted to the frame. Backing plates are welded to the frame where local re-enforcement is required. Extruded aluminium bearers provide the support for the decking.

**Specification**

Item	Description
Deck Length	6,000 mm
Deck Width	1000 mm
Number Of Floats	2
Live Load	1,73 Kn/M <sup>2</sup>
Float Size	1,950x 650 x 550 mm
Total Weight	457 Kg
Free-Board	500 - 550 mm

**Materials List**

Item	Description
Frame	S275 EN 10025 Steel Galvanized To BS EN ISO 1461
Side Fender	95 x 45 mm Hardwood Typically Yellow Balau
Deck Board	145 x 22 mm Hardwood With Anti-Slip Finish
Floats	Rota-Moulded Plastic Coated Float Units
Cleats	Cast Aluminium Cleats
Fixings	Stainless Steel Screws, Other Fixings Galvanized Steel
Con. Bushes	Neoprene Bushes To Allow Semi-Flexible Connections

CLIENT  Typical Simbro Finger  6 x1 M	DRAWING. Finger	DRAWN BY OP	SCALE 1:25 @ A3	DATE 22/12/10	 <b>Solent Marine Ltd.</b>		REV	BY	DATE	DESCRIPTION
	DRAWING NO./REV SBR_P-6 x 1-PR01-000	APPROVED BY x.x.	TYPE Promotional							
Hanger 2A, Universal Marina, Crableck Lane, Southampton, SO31 4NN			Tel: 01489 577 177		Fax: 01489 557 574		Website: www.solentmarine.com		Copyright © Solent Marine Ltd.	